



COMMENTARY ON THE CURRENT SITUATION FACING FINANCIAL MARKETS 10/2020

Prague, 2 Nov. 2020

U.S. Presidential Election Outcome Affect Markets for Days & Months

Major uneasiness lingered all over the equity markets last month since investors had eagerly awaited the results of the U.S. presidential election. The election results will probably be tight, so the winner may not be known right after the ballots. The outcome of the U.S. elections may have an impact on market developments both in the short and in the medium terms. The VIX Volatility Index reached the value of 38 lately, which represents the highest figure recorded this year ever since mid-April. The global spreading of the 'second wave' of the Covid-19 virus pandemic has not helped the equity markets. The monthly value of the S&P 500 Index dropped by 2.8 percent, despite the so-far better than expected economic results recorded by companies in the third quarter of this year.

Out of the sectors, the utilities sector performed best in the past month (+5 percent), while the technologies sector (-5 percent), the energy sector (-4.1 percent) and the health services sector (-3.6 percent) did the worst. Although both Apple and Amazon reported better than expected results, their shares fell because the structure of their sales (e.g., of iPhones) did not meet the expectations of analysts. Moreover, Apple has failed to publish their outlook for the next quarter. Yet another reason for the decline in the technologies sector resulted from 'profit taking', because it was this very sector that had performed best since the beginning of the year. To this date, some 64 percent of the companies belonging to the S&P 500 Index have disclosed their results, of which 85 percent have generated higher profits than envisaged by the market. At the end of October, the aggregated decline in profits reported by the S&P 500 Index companies amounts to a mere -9.6 percent, y/y, and of sales to 2.1 percent, y/y, while expectations of such aggregated drop in profits mentioned figures in excess of -20 percent, y/y, in the third quarter. Next year's outlook of aggregated increase in profits of S&P 500 Index amounts to 23 percent, y/y, and of sales to 7.9 percent, y/y (Source: FactSet). At the same time, analysts anticipate possible rotation of sectors, as higher growth in cyclical sector profits and a slightly steeper yield curve are expected.

Also, data about the gross domestic product in the third quarter were disclosed in the U.S.A. (+33.1 percent, q/q) as well as in the Czech Republic (+6.2 percent, q/q) last week (Source: Bloomberg). This information indicates some major economic recovery to take place as against the previous quarter. The currently prevailing second wave of the pandemic will most certainly hamper such revival, however, as soon as the impact of the pandemic is over, we assume that the pace of economic progress may again be relatively strong. It is the robust dynamics of economic growths and better corporate results in the third quarter that have inspired us to adjust our tactical allocation outlook where we have currently been slightly increasing overweighing in equity instruments.



Mr Michal Ondruška
Manager, Asset Management



Nevertheless, we continue to assume higher volatility in financial markets. Victory of the democratic candidate in the U.S. presidential election may represent a risk for the markets as it may result in a possible increase in corporate taxes, stricter business regulation, and the consequent slowdown in economic growth in the U.S.A. The Trump administration introduced lower taxes in order to boost U.S. manufacturing businesses and boost jobs for Americans. On the other hand, the Democrats spend more, so potentially higher fiscal incentives may offset any negative impacts of higher taxes on markets in the short term. According to the latest polls, the Democratic contender is in the lead, but the Republican candidate seems to be catching up on his advantage. Yet another risk for the equity markets as well as the markets of corporate bonds will continue to be posed by the second wave of the Covid-19 pandemic and potential economic lockdown, unless early production of sufficient amounts of vaccine is commenced. Yet another drawback is represented by the rift in the U.S.-China trade area.

Viewed from the angle of business activities regarding our managed funds, the month of October was twice as energetic as the previous month. In the case of the equity component, we took advantage of lower stock market volatility in October and adjusted to a greater extent the sector weight in individual fund portfolios, making use of exchange-traded ETFs. We cut down on the share of the energy, health services and daily consumption sectors. We added up to the sectors of information technologies, industry, consumer durables or finance. As far as regional preferences are concerned, we continue to rely most of all on American shares and we have selectively taken advantage of opportunities discovered among equities issued in emerging market. In respect of the bond component of our portfolios, we purchased broadly diversified bond ETFs issued by companies with lower credit ratings or selected EUR issues, mainly sovereign bonds with medium maturities (for example, Mexico and Romania).

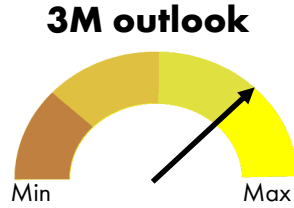
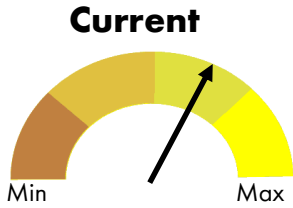
For the Asset Management Team
Mr Michal Ondruška



Summary of Investment Strategies:


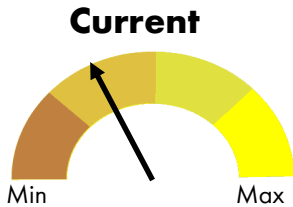
Tactical Allocation

Equity overweighed in portfolios



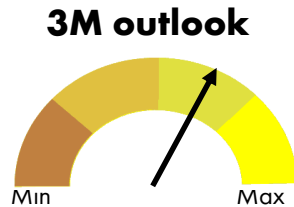
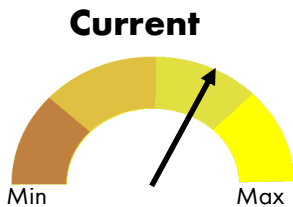
Interest Rate Risk

Average bond maturities (Duration)



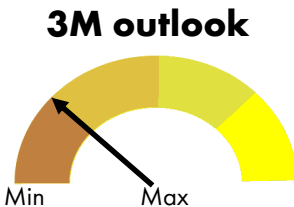
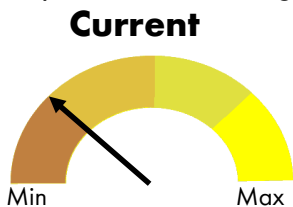
Credit Risk

Portions of, e.g., corporate bonds



Currency Risk

Unsecured positions in foreign currencies



Source: Raiffeisenbank, a.s., Asset Management, data valid as of 2 Nov. 2020



NOTICE

All opinions, information, and any other facts and figures contained in the present document are solely for reference purposes, not binding, and they represent the opinions of Raiffeisenbank a.s. ("RB"). Information and figures related to movements recorded in capital markets and presented in connection with the provision of client asset management services and contained in the present document, have been based on publicly available sources and on information or data published by such rating agencies as Reuters, Bloomberg, FactSet, etc. The present document is not a solicitation of purchase or sale of any financial assets or any other financial instruments. Prior to adopting any investment decisions, it is the responsibility of each investor to perform a search of detailed information about the envisaged investment or trade. RB shall not be liable for any damage or lost profit caused to any third parties by making use of or relying on any information and data contained in the present document. Raiffeisenbank a.s. wishes to point out that the provision of client asset management services contains a number of risk factors, which may affect either return on or loss of such investments. Investments do not represent bank deposits and they are not insured under the Deposit Insurance Fund. The higher the expected yields, the higher the potential risks. The duration of investments affects the level of risk. Yields also fluctuate due to exchange rate fluctuations. The value of invested amounts and related yields may rise or fall, while full return on the originally invested sum is not guaranteed. Past performance does not guarantee future performances. Due to unforeseen fluctuations and developments on financial markets and risks inherent in investment instruments, the investment goals pre-determined by clients need not be achieved. Any yields from such investments shall be reduced by rewards paid to and expenses incurred by Raiffeisenbank a.s., as agreed in the contractual documentation, and/or rewards and fees listed in the Raiffeisenbank a.s. price-list. Taxation of the client's assets always depends on the client's personal circumstances and it may change. Raiffeisenbank a.s. does not offer tax advices and therefore any liabilities associated with the tax consequences of investing in bonds remain in full up to the client. Investment services shall not be offered to clients defined as U.S. persons.

Information about Raiffeisenbank a.s.

The document has been drafted by Raiffeisenbank a.s., with registered office at Hvězdova 1716/2b, Praha 4, Registration number (IČO): 49240901, incorporated in the Companies Register administered by the Municipal Court in Prague, Section B, File no. 2051. Raiffeisenbank a.s. has been supervised by the Czech National Bank. The information has been valid as of 2 November 2020. This information may be modified in future and RB shall not be required to inform any recipients of the present document about such modifications.